



Wind by Neo

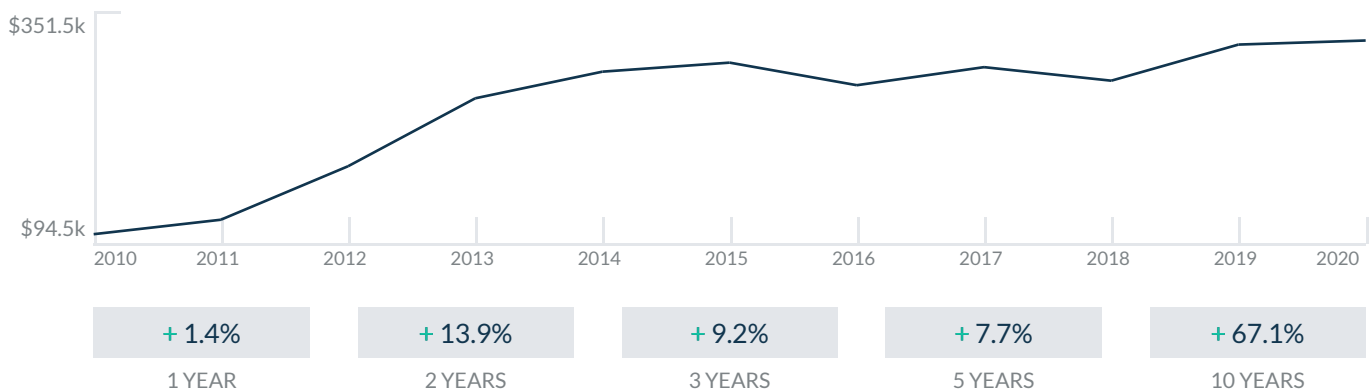
350 S Miami Ave
Miami, FL 33130

Every month we compile this comprehensive market report focus on Wind by Neo in this convenient and easy to read format. Our datas comes from more than six different sources including MLS Associations, County Offices and Financial Institutions. Get this report for free every month on our website windbyneocondosforsale.com.

Property Stats

POSTAL CODE 33130

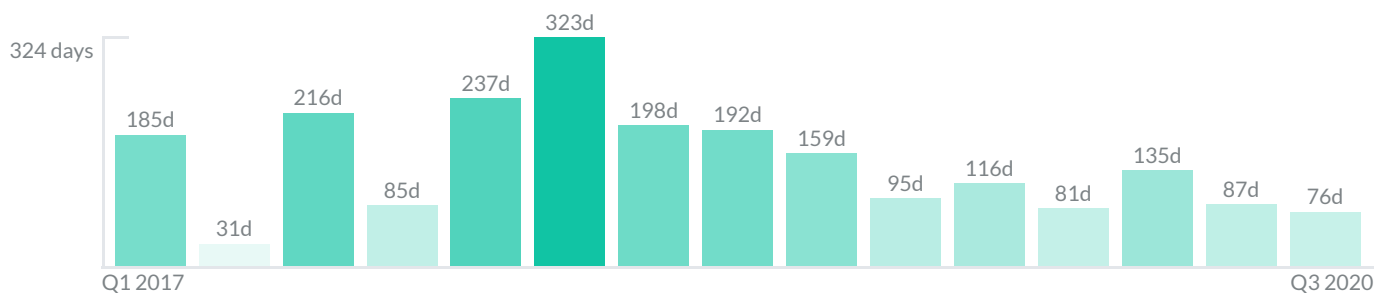
The property stats graph represents the median price evolution since ten years in your postal code area.



Similar Properties

DAYS ON THE MARKET

Everyday 3 months we monitor how many days it takes for similar properties to be sold. This is also a good indicator to know when to buy or sale!



Mortgage Rates

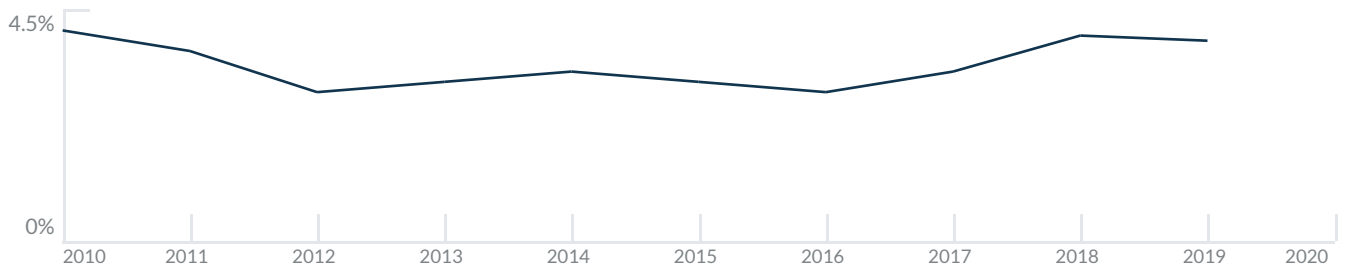
PER YEAR

Understanding mortgage economics is important when you want to buy with a loan. Below is the historical yearly average mortgage rates in the Unites States retrieved from Freddie Mac©

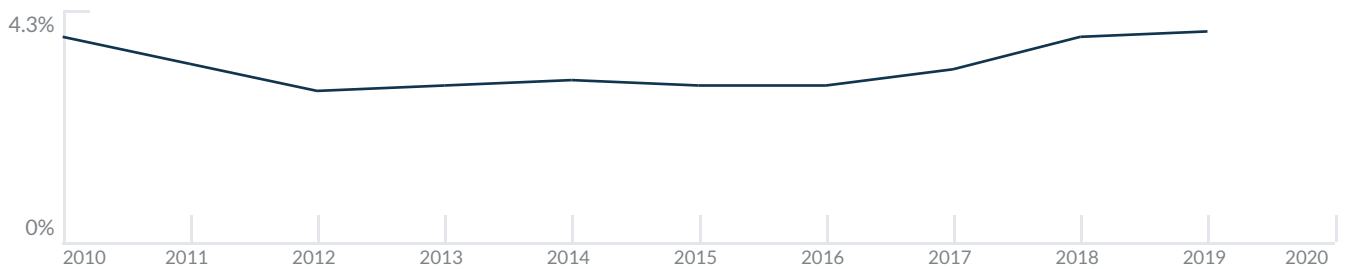
30 YEARS FIXED 4.4%



15 YEARS FIXED 3.9%



5/1-YEAR ADJUSTABLE 3.9%



Schools

CLOSEST

Having good schools nearby is important if you have kids or plan to rent or sell your home. Ratings are retrieved from the leading independent and nonprofit GreatSchools©

ELEMENTARY SCHOOL	MIDDLE SCHOOL	HIGH SCHOOL
Alpha Charter Of Asplen Engenio Maria De Hostos Youth Leadership Charter School	World School Of The Arts	
1/10	1/10	10/10

Insights

IN WIND BY NEO







Below the average listing prices of available unit per property type.



Activity

SOLD OR RENTED

Below the latest transactions reported by the local MLS Association for Wind by Neo

 <p>\$1,850</p> <p>UNIT 2008</p> <p>RENTED AUG 2020</p> <p>1 Bath 1 Bed</p>	 <p>\$1,800</p> <p>UNIT 3815</p> <p>SOLD AUG 2020</p> <p>1 Bath 1 Bed</p>	 <p>\$1,900</p> <p>UNIT 3508</p> <p>RENTED AUG 2020</p> <p>1 Bath 1 Bed</p>
 <p>\$1,700</p> <p>UNIT 4007</p> <p>RENTED AUG 2020</p> <p>1 Bath 1 Bed</p>	 <p>\$2,300</p> <p>UNIT 1114</p> <p>RENTED AUG 2020</p> <p>2 Bath 2 Bed</p>	 <p>\$2,600</p> <p>UNIT 3504</p> <p>RENTED AUG 2020</p> <p>2 Bath 2 Bed</p>

Sold

LAST 20 PROPERTIES SOLD IN WIND BY NEO

Unit	Price	Beds/Baths	\$/Sqft	Sqft	Buying Date	Days on Market
3815	\$1,800	1/1	\$2.6	698	Aug 2020	57
1104	\$318,900	2/2	\$296.7	1,075	Jul 2020	95
2213	\$308,900	2/2	\$335.8	920	Jun 2020	82
1215	\$215,000	1/1	\$308.0	698	May 2020	63
1602	\$435,000	3/2	\$314.1	1,385	May 2020	64
511	\$259,000	1/2	\$315.9	820	Apr 2020	75
2101	\$439,900	3/2	\$317.6	1,385	Apr 2020	55
505	\$380,000	2/2	\$313.5	1,212	Apr 2020	193
3604	\$325,000	2/2	\$302.3	1,075	Apr 2020	74
2102	\$459,000	3/2	\$331.4	1,385	Mar 2020	21
513	\$360,000	2/2	\$281.3	1,280	Mar 2020	106
3207	\$249,000	1/1	N/A	N/A	Mar 2020	165
3102	\$445,000	3/2	\$321.3	1,385	Mar 2020	25
1612	\$242,500	1/1	\$344.5	704	Mar 2020	125
1204	\$325,000	2/2	\$302.3	1,075	Feb 2020	359
2714	\$320,000	2/2	\$342.2	935	Feb 2020	141
2211	\$229,000	1/1	\$325.3	704	Dec 2019	43
2614	\$320,000	2/2	\$342.2	935	Dec 2019	95
4008	\$2,200	1/1	\$2.9	768	Nov 2019	105
3309	\$264,900	1/1	\$358.0	740	Oct 2019	79

Rented

LAST 20 PROPERTIES RENTED IN WIND BY NEO

Unit	Price	Beds/Baths	\$/Sqft	Sqft	Rented Date	Days on Market
2008	\$1,850	1/1	\$2.4	768	Aug 2020	15
3508	\$1,900	1/1	\$2.5	768	Aug 2020	33
4007	\$1,700	1/1	\$2.2	780	Aug 2020	75
1114	\$2,300	2/2	\$2.5	935	Aug 2020	26
3504	\$2,600	2/2	\$2.4	1,075	Aug 2020	31
508	\$2,050	1/2	\$2.5	820	Aug 2020	14
1415	\$1,700	1/1	\$2.4	698	Jul 2020	28
712	\$2,500	2/2	\$2.2	1,120	Jul 2020	49
1201	\$2,900	3/2	\$2.1	1,385	Jul 2020	64
3011	\$2,050	1/1	\$2.9	704	Jul 2020	54
1508	\$1,900	1/1	\$2.5	768	Jul 2020	21
1504	\$2,400	2/2	\$2.2	1,075	Jul 2020	23
3614	\$2,350	2/2	\$2.0	1,155	Jul 2020	70
707	\$1,900	1/2	\$1.7	1,096	Jun 2020	15
2709	\$1,850	1/1	\$2.5	740	Jun 2020	25
2201	\$2,800	2/2	\$2.0	1,385	Jun 2020	78
1903	\$2,500	2/2	\$2.3	1,075	May 2020	85
1614	\$2,400	2/2	\$2.6	935	May 2020	70
2513	\$2,300	2/2	\$2.5	920	May 2020	75
3804	\$2,600	2/2	\$2.4	1,075	May 2020	76

Currently Listed

ACTIVE LISTINGS 1/3

Unit	Price	Beds/Baths	\$/Sqft	Sqft	Listing Date	Owner
CUB	\$6,900	0/0	N/A	N/A	Aug 2020	
301	\$2,550/mth	2/2	\$2.2	1156	Aug 2020	N/A
311	\$1,900/mth	1/2	N/A	N/A	Aug 2020	N/A
312	\$2,450/mth	2/2	\$2.2	1120	Aug 2020	N/A
706	\$415,000	2/2	\$403.3	1029	Aug 2020	ALVARO A CA...
1213	\$350,000	2/2	\$380.4	920	Jul 2020	CHARLES JES...
1213	\$2,300/mth	2/2	\$2.5	920	Aug 2020	CHARLES JES...
1405	\$314,447	2/2	\$305.3	1030	Aug 2020	
1501	\$420,000	3/2	\$303.2	1385	Jul 2020	
1507	\$2,100/mth	1/1	\$2.7	768	Aug 2020	N/A
1510	\$1,795/mth	1/1	\$2.4	740	Aug 2020	MARCO C PA...
1511	\$279,900	1/1	\$397.6	704	Aug 2020	CARMEN L SI...
1715	\$1,750/mth	1/1	\$2.5	698	Aug 2020	REINALDO M...
1715	\$240,000	1/1	\$343.8	698	Jul 2020	REINALDO M...
1807	\$265,000	1/1	\$345.1	768	Aug 2020	MANUEL DUA...
1811	\$1,950/mth	1/1	\$2.8	704	Aug 2020	N/A
1814	\$2,350/mth	2/2	\$2.5	935	Jul 2020	JOSE DURAN
1814	\$338,000	2/2	\$361.5	935	Aug 2020	JOSE DURAN
1815	\$1,850/mth	1/1	\$2.7	698	Aug 2020	VICTOR VAIN...
1901	\$2,950/mth	3/2	\$2.1	1385	Aug 2020	

Currently Listed

ACTIVE LISTINGS 2/3

Unit	Price	Beds/Baths	\$/Sqft	Sqft	Listing Date	Owner
1904	\$2,500/mth	2/2	\$2.3	1075	Aug 2020	SAMIR BAZZI
2007	\$1,975/mth	1/1	\$2.6	768	Aug 2020	FERNANDO S...
2008	\$250,000	1/1	\$325.5	768	Jun 2020	N/A
2009	\$1,800/mth	1/1	\$2.4	740	Aug 2020	LUIS T NUNEZ
2011	\$1,975/mth	1/1	\$2.8	704	Jul 2020	RAVI A PATEL...
2103	\$2,450/mth	2/2	\$2.3	1075	Aug 2020	N/A
2113	\$2,400/mth	2/2	\$2.6	920	Jul 2020	N/A
2201	\$510,000	2/2	\$368.2	1385	Jul 2020	RICARDO CO...
2302	\$2,950/mth	3/2	\$2.1	1385	Aug 2020	N/A
2302	\$535,000	3/2	\$386.3	1385	Aug 2020	N/A
2403	\$320,000	2/2	\$297.7	1075	Aug 2020	RACHELE FO...
2507	\$1,975/mth	1/1	\$2.6	768	Aug 2020	N/A
2515	\$2,400/mth	1/1	\$3.4	698	Aug 2020	N/A
2607	\$2,100/mth	1/1	\$2.7	768	Aug 2020	JULIO CALVO...
2608	\$2,100/mth	1/1	\$2.7	768	Aug 2020	ANIL BATRA
2608	\$285,000	1/1	N/A	N/A	Jul 2020	ANIL BATRA
2801	\$449,000	3/2	\$324.2	1385	Jul 2020	RODOLFO TA...
2805	\$2,350/mth	2/2	\$2.3	1030	Aug 2020	MIA GLOBAL I...
2810	\$262,500	1/1	\$354.7	740	Jul 2020	LEONARDO S...
2813	\$2,300/mth	2/2	\$2.5	920	Aug 2020	JEAN LAI

Currently Listed

ACTIVE LISTINGS 3/3

Unit	Price	Beds/Baths	\$/Sqft	Sqft	Listing Date	Owner
2912	\$250,000	1/1	\$355.1	704	Aug 2020	MICHAEL S P...
2912	\$1,900/mth	1/1	\$2.7	704	Aug 2020	MICHAEL S P...
3203	\$2,400/mth	2/2	\$2.2	1075	Aug 2020	AURA RODUL...
3215	\$1,800/mth	1/1	\$2.6	698	Aug 2020	CESAR MOYA
3301	\$3,300/mth	3/2	\$2.4	1385	Aug 2020	ANDRES RIVE...
3315	\$239,900	1/1	\$343.7	698	Aug 2020	N/A
3403	\$362,000	2/2	\$336.7	1075	Jul 2020	MARIA E OLM...
3404	\$380,000	2/2	\$353.5	1075	Jul 2020	N/A
3405	\$2,450/mth	2/2	\$2.4	1030	Jul 2020	N/A
3514	\$339,900	2/2	\$363.5	935	Aug 2020	JUAN MANUE...
3602	\$549,000	3/2	\$396.4	1385	Jul 2020	MOISES FERA...
3609	\$290,000	1/1	\$391.9	740	Aug 2020	VALERIO FER...
3809	\$269,000	1/1	\$363.5	740	Aug 2020	CENTAURUS...
3901	\$475,000	3/2	\$343.0	1385	Aug 2020	N/A
3902	\$475,000	3/2	\$343.0	1385	Aug 2020	N/A
4011	\$275,000	1/1	\$390.6	704	Aug 2020	N/A
4011	\$1,900/mth	1/1	\$2.7	704	Aug 2020	N/A
4107	\$2,000/mth	1/1	N/A	N/A	Aug 2020	CAROLINA HE...
4109	\$2,000/mth	1/1	\$2.7	740	Jun 2020	SUSANNE MA...